

Brief Contents

PART I	The Fundamentals	
	CHAPTER 1	The Nature and Tools of Research 1
PART II	Focusing Your Research Efforts	
	CHAPTER 2	The Problem: The Heart of the Research Process 27
	CHAPTER 3	Review of the Related Literature 51
	CHAPTER 4	Planning Your Research Project 74
	CHAPTER 5	Writing the Research Proposal 119
PART III	Qualitative Research Methodologies	
	CHAPTER 6	Qualitative Research 139
	CHAPTER 7	Historical Research 170
PART IV	Quantitative Research Methodologies	
	CHAPTER 8	Descriptive Research 184
	CHAPTER 9	Experimental, Quasi-Experimental, and Ex Post Facto Designs 226
	CHAPTER 10	Mixed-Methods Research 258
	CHAPTER 11	Strategies for Analyzing Quantitative Data 270
PART V	Preparing the Research Report	
	CHAPTER 12	Writing the Final Research Report 310
	Appendix A	Using a Spreadsheet: Microsoft Excel 334
	Appendix B	Using SPSS 342
	References 348
	Index 353

Contents

PART I The Fundamentals

Chapter 1

The Nature and Tools of Research 1

What Research Is Not 1

What Research Is 2

Tools of Research 7

The Library and Its Resources 8



Computer Technology 8

Measurement 9

Statistics 10

Language 11

PRACTICAL APPLICATION: Communicating Effectively
through Writing 13



GUIDELINES: Writing to Communicate 13

GUIDELINES: Using a Word Processor 15

The Human Mind 16

Critical Thinking 17

Deductive Logic 17

Inductive Reasoning 18

The Scientific Method 19

Theory Building 20

Collaboration with Other Minds 21



CONCEPTUAL ANALYSIS EXERCISE: Using the Internet to Facilitate
Communication and Collaboration with Others 22

Reflections on Significant Research 22

Exploring Research in Your Field 24

PRACTICAL APPLICATION: Identifying Important Tools in Your
Discipline 24

CHECKLIST: Interviewing an Expert Researcher 25

For Further Reading 25

Answers to the Conceptual Analysis Exercise “Using the Internet to Facilitate
Communication and Collaboration with Others” 26

PART II Focusing Your Research Efforts

Chapter 2

The Problem: The Heart of the Research Process 27

Finding Research Projects 27

PRACTICAL APPLICATION: Identifying and Describing the Research Problem 29

GUIDELINES: Finding a Legitimate Problem 29

GUIDELINES: Stating the Research Problem 31

CHECKLIST: Evaluating the Research Problem 35

Dividing the Research Problem into Subproblems 36

Subproblems versus Pseudo-Subproblems 36

Characteristics of Subproblems 36

Identifying Subproblems 37



Taking a Paper-and-Pencil Approach 37

Using Brainstorming Software 38

Every Problem Needs Further Delineation 39

Stating the Hypotheses and/or Research Questions 39

Distinguishing Null Hypotheses from Research Hypotheses 40

Identifying the Variables under Investigation 40

CONCEPTUAL ANALYSIS EXERCISE: Identifying Independent, Dependent, Mediating, and Moderating Variables 42

Delimiting the Research 43

Defining Terms 44

Stating the Assumptions 44

Importance of the Study 44

Ordering the Topics in a Research Proposal 45

PRACTICAL APPLICATION: Writing the First Sections of a Proposal 45

CHECKLIST: Evaluating Your Proposed Research Project 46

PRACTICAL APPLICATION: Reappraising a Proposed Research Problem 47

GUIDELINES: Fine-Tuning Your Research Problem 47

For Further Reading 48

Answers to the Conceptual Analysis Exercise “Identifying Independent, Dependent, Mediating, and Moderating Variables” 49

Chapter 3

Review of the Related Literature 51

Understanding the Role of the Literature Review 51

Strategies for Locating Related Literature 52



Using the Library Catalog 52

Using Indexes and Abstracts 55



Using Online Databases 55

Consulting with Reference Librarians 58



<i>Surfing the Internet</i>	58
<i>Locating Relevant Government Publications</i>	59
<i>Using Citations and Reference Lists of Those Who Have Gone Before You</i>	59
PRACTICAL APPLICATION: Conducting a Literature Search	60
GUIDELINES: Using Your Library Time Efficiently	61
PRACTICAL APPLICATION: Evaluating the Research of Others	64
CHECKLIST: Questions to Consider When Evaluating Research	64
Organizing the Information You Collect	65
<i>Creating a Computer Database for Your Related Literature</i>	65
Knowing When to Quit	66
Organizing and Synthesizing the Literature into a Cohesive Review	66
PRACTICAL APPLICATION: Writing the Literature Review	67
GUIDELINES: Writing a Clear and Cohesive Literature Review	67
A Sample Research Proposal	70
For Further Reading	73

Chapter 4

Planning Your Research Project 74

Planning a General Approach	74
<i>The Basic Format of All Research</i>	74
<i>Research Planning versus Research Methodology</i>	76
<i>General Criteria for a Research Project</i>	76
The Nature and Role of Data in Research	77
<i>What Are Data?</i>	77
<i>Data Are Transient and Ever Changing</i>	77
<i>Primary Data versus Secondary Data</i>	78
<i>Criteria for the Admissibility of Data</i>	79
<i>Planning for Data Collection</i>	80
Identifying Good Measurement Instruments	81
<i>Defining Measurement</i>	81
<i>Measuring Insubstantial Phenomena: An Example</i>	82
<i>Types of Measurement Scales</i>	84
Nominal Scales	85
Ordinal Scales	85
Interval Scales	86
Ratio Scales	86
CONCEPTUAL ANALYSIS EXERCISE: Identifying Scales of Measurement	88
<i>Validity and Reliability in Measurement</i>	89
Validity of Measurement Instruments	89
Reliability of Measurement Instruments	91
Enhancing the Reliability and Validity of a Measurement Instrument	92
CONCEPTUAL ANALYSIS EXERCISE: Identifying Problems with Validity and Reliability in Measurement	93

Linking Data and Research Methodology	94
<i>Comparing Quantitative and Qualitative Approaches</i>	95
Combining Quantitative and Qualitative Designs	98
PRACTICAL APPLICATION: Choosing a General Research Approach	98
GUIDELINES: Deciding Whether to Use a Quantitative or Qualitative Approach	98
Considering the Validity of Your Method	101
<i>Internal Validity</i>	101
<i>External Validity</i>	103
<i>Validity in Qualitative Research</i>	104
Ethical Issues in Research	104
<i>Protection from Harm</i>	105
<i>Voluntary and Informed Participation</i>	105
<i>Right to Privacy</i>	107
<i>Honesty with Professional Colleagues</i>	108
<i>Internal Review Boards</i>	108
<i>Professional Codes of Ethics</i>	109
PRACTICAL APPLICATION: Planning an Ethical Research Study	109
CHECKLIST: Determining Whether Your Proposed Study Is Ethically Defensible	109
Critically Scrutinizing Your Overall Plan	110
PRACTICAL APPLICATION: Judging the Feasibility of a Research Project	110
CHECKLIST: Determining Whether a Proposed Project Is Realistic and Practical	110
<i>When You Can't Anticipate Everything in Advance: The Value of a Pilot Study</i>	112
PRACTICAL APPLICATION: Establishing Research Criteria and Justifying Your Research Methodology	112
PRACTICAL APPLICATION: Developing a Plan of Attack	113
<i>Using Project Management Software and Electronic Planners</i>	114
<i>Keeping an Optimistic and Task-Oriented Outlook</i>	114
For Further Reading	116
Answers to the Conceptual Analysis Exercise "Identifying Scales of Measurement"	117
Answers to the Conceptual Analysis Exercise "Identifying Problems with Validity and Reliability in Measurement"	118



Chapter 5

Writing the Research Proposal.	119
Characteristics of a Proposal	120
<i>A Proposal Is a Straightforward Document</i>	120
<i>A Proposal Is Not a Literary Production</i>	121
<i>A Proposal Is Clearly Organized</i>	121
Organizing and Writing a Research Proposal	121
<i>Formatting Headings and Subheadings</i>	122
PRACTICAL APPLICATION: Writing Your Proposal	123

GUIDELINES: Writing the First Draft	124
GUIDELINES: Revising Your Proposal	128
PRACTICAL APPLICATION: Strengthening Your Proposal	132
CHECKLIST: Features Detracting from Proposal Effectiveness	132
Final Thoughts about Proposal Writing	134
A Sample Research Proposal	134
For Further Reading	138

PART III Qualitative Research Methodologies

Chapter 6

Qualitative Research 139

The Nature of the Research Problem and Planning in Qualitative Research 140

When to Choose a Qualitative Approach 140

Qualitative Research Designs 141

Case Study 141

Ethnography 142

Phenomenological Study 145

Grounded Theory Study 146

Content Analysis 148

CONCEPTUAL ANALYSIS EXERCISE: Choosing a Qualitative Research Design 150

Collecting Data in Qualitative Research 151

Sampling 152

Observations 152

Interviews 153

PRACTICAL APPLICATION: Conducting Interviews in a Qualitative Study 154

GUIDELINES: Conducting a Productive Interview 154

Using Technology to Facilitate Data Collection and Transcription 157

Organizing and Analyzing Qualitative Data 158

Using Computer Databases to Facilitate Data Organization and Interpretation 159

PRACTICAL APPLICATION: Planning a Qualitative Study 160

CHECKLIST: Pinning Down the Details of a Qualitative Study 160

Criteria for Evaluating Qualitative Research 162

PRACTICAL APPLICATION: Evaluating Qualitative Research Studies 163

CHECKLIST: Evaluating a Qualitative Study 163

A Sample Dissertation 164

For Further Reading 168

Answers to the Conceptual Analysis Exercise “Choosing a Qualitative Research Design” 169






Chapter 7

	Historical Research	170
	Data Sources in Historical Research	170
	<i>Collecting Historical Records</i>	174
	<i>Online Databases for Historical Events</i>	174
	PRACTICAL APPLICATION: Handling Historical Data Systematically	175
	Evaluating and Interpreting Historical Data	176
	<i>External Evidence</i>	176
	<i>Internal Evidence</i>	176
	Psychological or Conceptual Historical Research	177
	Searching for Roots	178
	PRACTICAL APPLICATION: Historical Research Writing	178
	GUIDELINES: Writing the Historical Research Report	178
	A Sample Dissertation	179
	For Further Reading	182

PART IV Quantitative Research Methodologies

Chapter 8

	Descriptive Research	184
	Descriptive Research Designs	184
	<i>Observation Studies</i>	184
	<i>Correlational Research</i>	185
	A Caution about Interpreting Correlational Results	187
	<i>Developmental Designs</i>	188
	<i>Survey Research</i>	189
	Face-to-Face and Telephone Interviews	190
	Questionnaires	191
	Planning for Data Collection in a Descriptive Study	191
	PRACTICAL APPLICATION: Using Checklists and Rating Scales	192
	PRACTICAL APPLICATION: Computerizing Observations	194
	PRACTICAL APPLICATION: Planning and Conducting Interviews in a Quantitative Study	194
	GUIDELINES: Conducting Interviews in a Quantitative Study	194
	An Example in International Relations	195
	PRACTICAL APPLICATION: Constructing and Administering a Questionnaire	196
	GUIDELINES: Constructing Your Questionnaire	196
	GUIDELINES: Using Technology to Facilitate Questionnaire Administration and Data Analysis	200
	GUIDELINES: Maximizing Your Return Rate for a Questionnaire	201
	PRACTICAL APPLICATION: Using the Internet to Collect Data for a Descriptive Study	205

Choosing a Sample in a Descriptive Study	206
<i>Sampling Designs</i>	207
Probability Sampling	207
Nonprobability Sampling	214
<i>Sampling in Surveys of Very Large Populations</i>	215
<i>Identifying a Sufficient Sample Size</i>	215
<i>Bias in Research Sampling</i>	216
Acknowledging the Probable Presence of Bias	218
PRACTICAL APPLICATION: Population Analysis for a Descriptive Study	219
CHECKLIST: Analyzing a Population	219
Interpreting Data in Descriptive Research	220
Some Final Suggestions	220
A Sample Dissertation	221
For Further Reading	225

Chapter 9

Experimental, Quasi-Experimental, and Ex Post Facto Designs 226

The Importance of Control	227
<i>Controlling for Confounding Variables</i>	229
Overview of Experimental, Quasi-Experimental, and Ex Post Facto Designs	232
Pre-Experimental Designs	233
<i>Design 1: One-Shot Experimental Case Study</i>	233
<i>Design 2: One-Group Pretest–Posttest Design</i>	233
<i>Design 3: Static Group Comparison</i>	234
True Experimental Designs	234
<i>Design 4: Pretest–Posttest Control Group Design</i>	234
<i>Design 5: Solomon Four-Group Design</i>	235
<i>Design 6: Posttest-Only Control Group Design</i>	235
<i>Design 7: Within-Subjects Design</i>	236
Quasi-Experimental Designs	237
<i>Design 8: Nonrandomized Control Group Pretest–Posttest Design</i>	237
<i>Design 9: Simple Time-Series Design</i>	238
<i>Design 10: Control Group, Time-Series Design</i>	238
<i>Design 11: Reversal Time-Series Design</i>	238
<i>Design 12: Alternating Treatments Design</i>	239
<i>Design 13: Multiple Baseline Design</i>	239
<i>Using Designs 11, 12, and 13 in Single-Subject Studies</i>	241
Ex Post Facto Designs	242
<i>Design 14: Simple Ex Post Facto Design</i>	242
Factorial Designs	243
<i>Design 15: Two-Factor Experimental Design</i>	243

Design 16: Combined Experimental and Ex Post Facto Design 244

PRACTICAL APPLICATION: Determining Possible Cause-and-Effect Relationships 248

CHECKLIST: Looking for Confounding Variables 248

Meta-Analyses 249

Conducting Experiments on the Internet 250

Testing Your Hypotheses, and Beyond 251

CONCEPTUAL ANALYSIS EXERCISE: Identifying Research Designs 251

A Sample Dissertation 252

For Further Reading 256

Answers to the Conceptual Analysis Exercise “Identifying Research Designs” 256



Chapter 10

Mixed-Methods Research 258

When Mixed-Methods Designs Are Most Useful and Appropriate 258

Common Mixed-Methods Designs 259

Planning a Mixed-Methods Study 260

Identifying Research Questions and Hypotheses 261

Conducting the Literature Review 262

Addressing Validity Concerns 262

Special Ethical Considerations in Mixed-Methods Research 263

PRACTICAL APPLICATION: Deciding Whether to Use a Mixed-Methods Design 263

CHECKLIST: Pinning Down the Logistics and Feasibility of a Mixed-Methods Study 263

Analyzing and Interpreting Mixed-Methods Data 264

A Sample Dissertation 265

For Further Reading 269

Chapter 11

Strategies for Analyzing Quantitative Data 270

Exploring and Organizing a Data Set 270

Organizing Data to Make Them Easier to Think about and Interpret 272

Using Computer Spreadsheets to Organize and Analyze Data 274

Choosing Appropriate Statistics 276

Functions of Statistics 277

Statistics as Estimates of Population Parameters 278

Considering the Nature of the Data 278

Single-Group versus Multi-Group Data 278

Continuous versus Discrete Variables 279

Nominal, Ordinal, Interval, and Ratio Data 279

Normal and Non-Normal Distributions 280

Choosing between Parametric and Nonparametric Statistics 282



Descriptive Statistics	282
<i>Measures of Central Tendency</i>	283
Curves Determine Means	284
Measures of Central Tendency as Predictors	286
<i>Measures of Variability: Dispersion and Deviation</i>	286
How Great Is the Spread?	287
Using the Mean and Standard Deviation to Calculate Standard Scores	288
Keeping Measures of Central Tendency and Variability in Perspective	290
<i>Measures of Association: Correlation</i>	291
How Validity and Reliability Affect Correlation Coefficients	293
A Reminder about Correlation	293
Inferential Statistics	294
<i>Estimating Population Parameters</i>	294
An Example: Estimating a Population Mean	294
Point versus Interval Estimates	296
<i>Testing Hypotheses</i>	296
Making Errors in Hypothesis Testing	298
Another Look at Statistical Hypotheses versus Research Hypotheses	299
Examples of Statistical Techniques for Testing Hypotheses	300
<i>Meta-Analysis</i>	300
Using Statistical Software Packages	302
Interpreting the Data	303
A Sample Dissertation	304
PRACTICAL APPLICATION: Analyzing Data in a Quantitative Study	308
CHECKLIST: Questions to Consider When Choosing a Statistical Procedure	308
For Further Reading	309



USING
TECHNOLOGY

PART V Preparing the Research Report

Chapter 12

Writing the Final Research Report	310
---	-----



USING
TECHNOLOGY

Getting Started	310
<i>Surfing the Internet for Writing Assistance</i>	310
<i>Learn by Looking</i>	311
Planning a Research Report	311
<i>Description of the Research Problem</i>	312
<i>Description of the Method</i>	312
<i>Presentation of the Data</i>	313
<i>Interpretation of the Data</i>	314
<i>Concluding the Report</i>	315
<i>Maintaining Your Academic Integrity</i>	316



Front Matter and End Matter	317
<i>Preliminary Pages</i>	317
<i>Endnotes and Footnotes</i>	318
<i>Reference List</i>	318
<i>Appendix Content</i>	321
Organizing the Research Report	321
Preparing the Report	323
<i>Style of Prose</i>	323
<i>General Principles of Writing</i>	324
PRACTICAL APPLICATION: Developing a Writing Schedule	325
GUIDELINES: Developing a Workable Schedule	325
PRACTICAL APPLICATION: Critiquing a Research Report	327
CHECKLIST: Criteria for Critiquing a Research Report	327
Beyond the Unpublished Research Report: Presenting and Publishing	329
<i>Conference Presentations</i>	329
PRACTICAL APPLICATION: Presenting Your Research at a Professional Conference	329
GUIDELINES: Presenting an Effective Paper or Poster	330
<i>Journal Articles</i>	331
<i>Sharing Authorship</i>	331
<i>Responding to Reviewers' Critiques</i>	332
A Closing Thought	332
For Further Reading	333

Appendix A Using a Spreadsheet: Microsoft Excel 334

Using Excel to Keep Track of Literature Resources	334
Using Excel to Record and Recode Data	336
Reorganizing Data in Excel	339
Using Excel to Perform Simple Statistical Analyses	340

Appendix B Using SPSS 342

Creating a Data Set	342
Computing Basic Descriptive Statistics	344
Computing Inferential Statistics	345

References 348

Index 353